

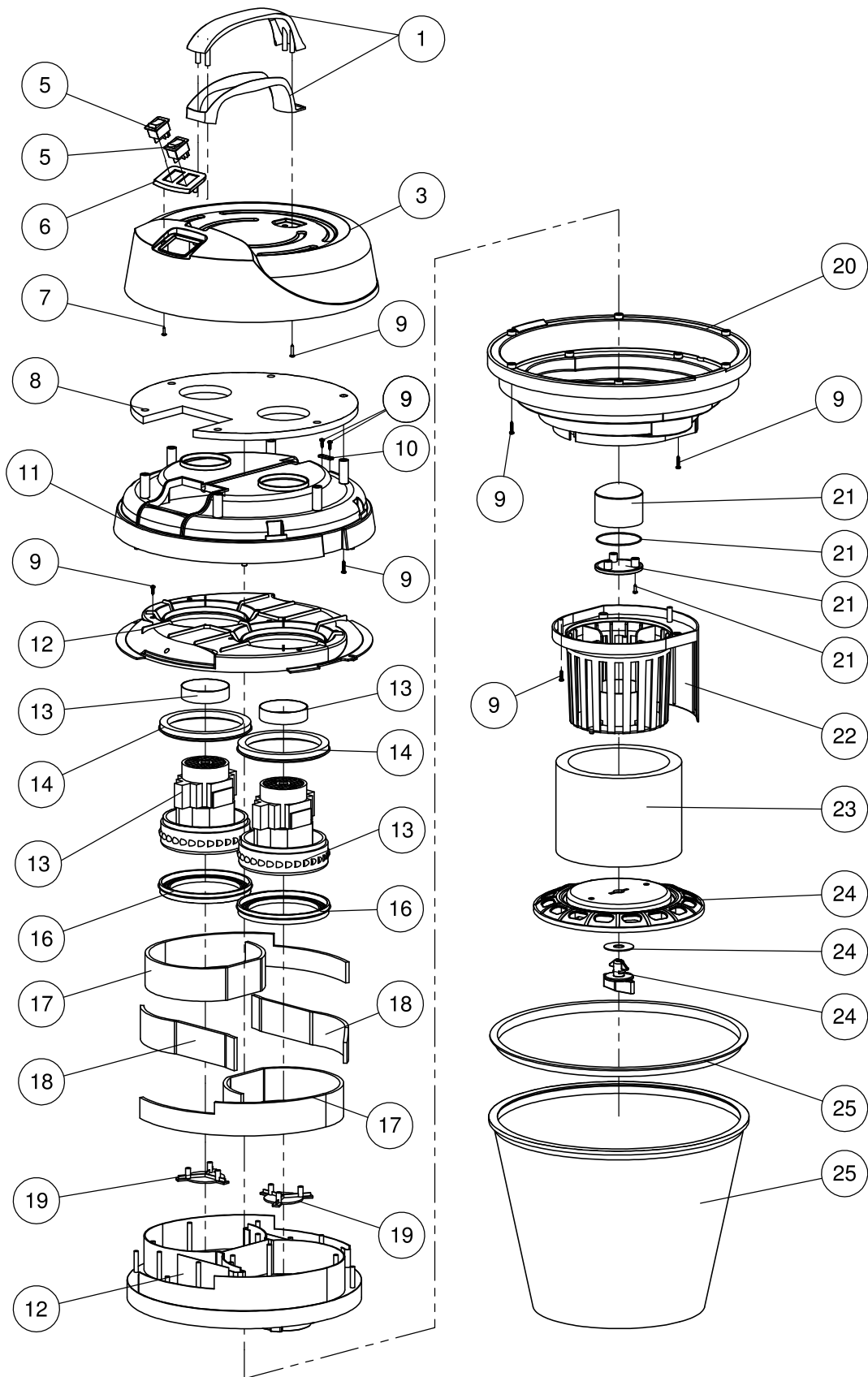
# Wap<sup>®</sup>

## TURBO INOX DUO

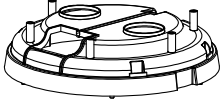
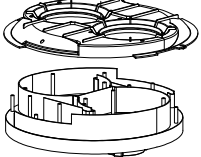
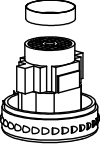



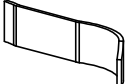

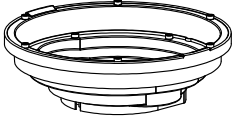


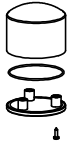
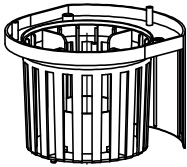
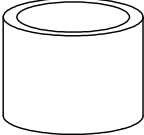
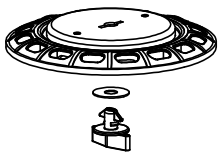

catálogo para reposição de peças

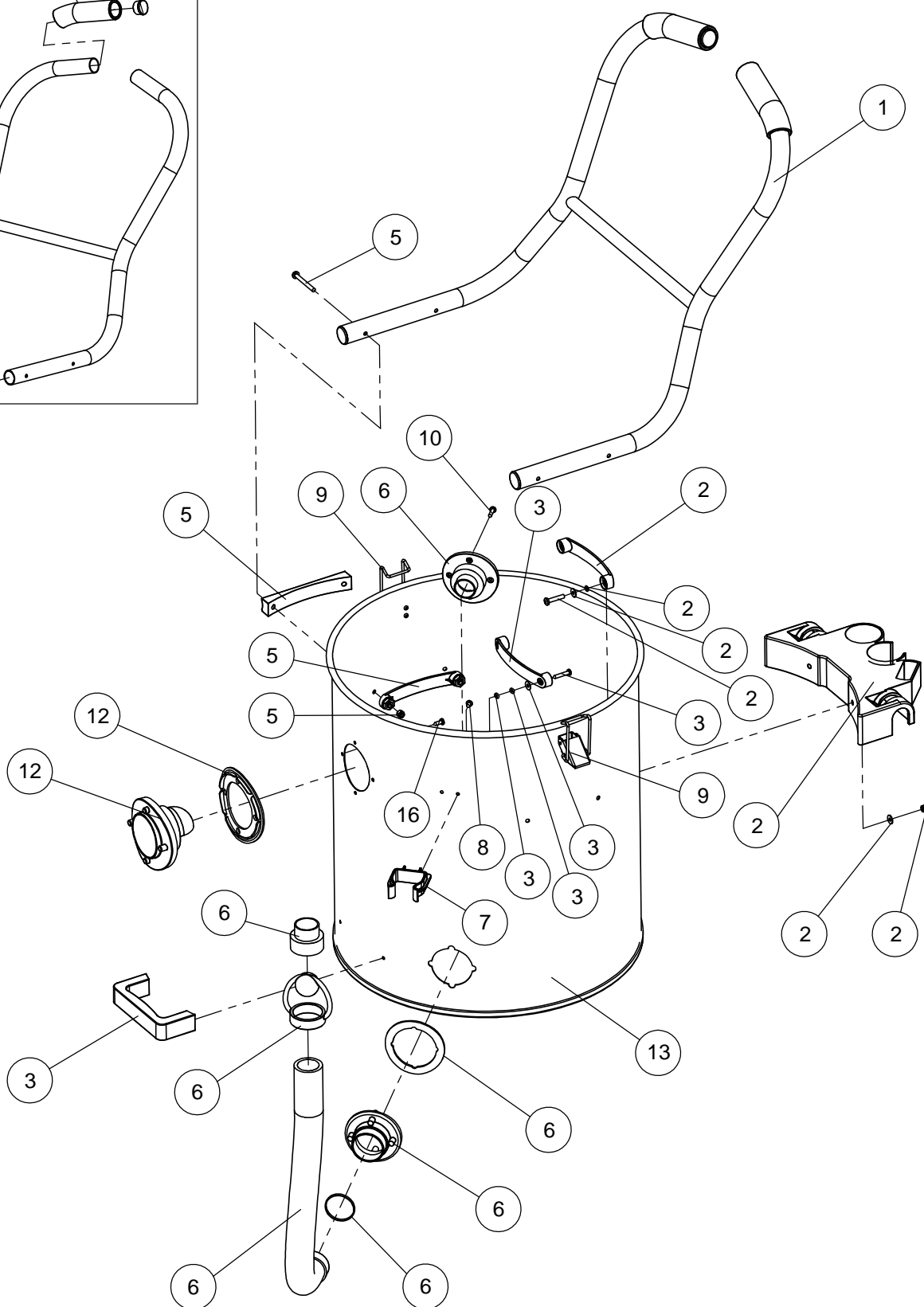
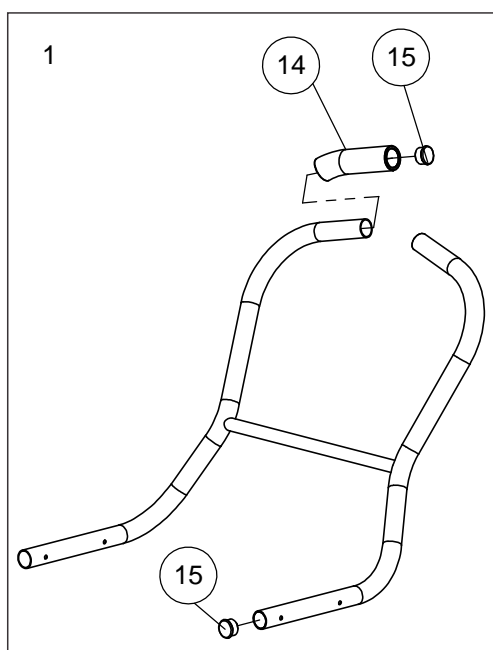
CABEÇOTE / FILTRO .....	4
RECIPIENTE .....	8
CHASSI .....	11
ACESSÓRIOS .....	14
CABO ELÉTRICO .....	16

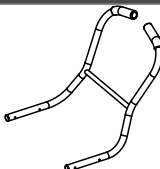
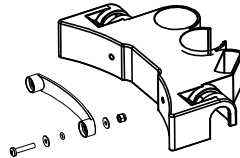
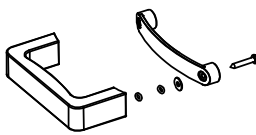
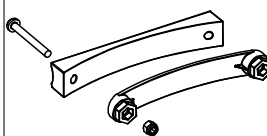
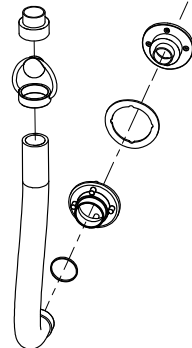






Nº do Item	Código	Descrição	Qtde.	Desenho
1	20011904	CJ ALÇA T. INOX DUO	1	
3	20011905	TAMPA DO CABEÇOTE T. INOX DUO	1	
5	60867000	INTERR ASPO AERO	2	
6	20011906	SUPTTE INTERRUPTOR T. INOX DUO	1	
7	70007027	PARF PP 3x12mm CP-FC ZN	2	
8	20011907	ESPUMA TAMPA CABEÇOTE T. INOX DUO	1	
9	16861000	PARF PP 4x20mm CP-FC ZN	22	
10	20011908	PRENSA CABO T. INOX DUO	1	

Nº do Item	Código	Descrição	Qtde.	Desenho
11	20011909	SUPTE TAMPA DO CABEÇOTE T. INOX DUO	1	
12	20011910	CJ SUPTE MOTOR T. INOX DUO	1	
13	20010116	MT ASPO 127V INOX/ENERGY/AEROCLEAN 1200W	2	
	20010117	MT ASPO 220V INOX/ENERGY/AEROCLEAN 1200W		
14	20011911	SUPTE SUPERIOR DO MOTOR T. INOX DUO	2	
16	20011912	SUPTE INFERIOR DO MOTOR T. INOX DUO	2	
17	20011913	ESPUMA 790x55x10mm T. INOX DUO	2	
18	20011914	ESPUMA 280x55x10mm T. INOX DUO	2	
19	20011915	VALVULA RETENÇÃO DE AR T. INOX DUO	2	
20	20011916	BASE CABEÇOTE T. INOX DUO	1	

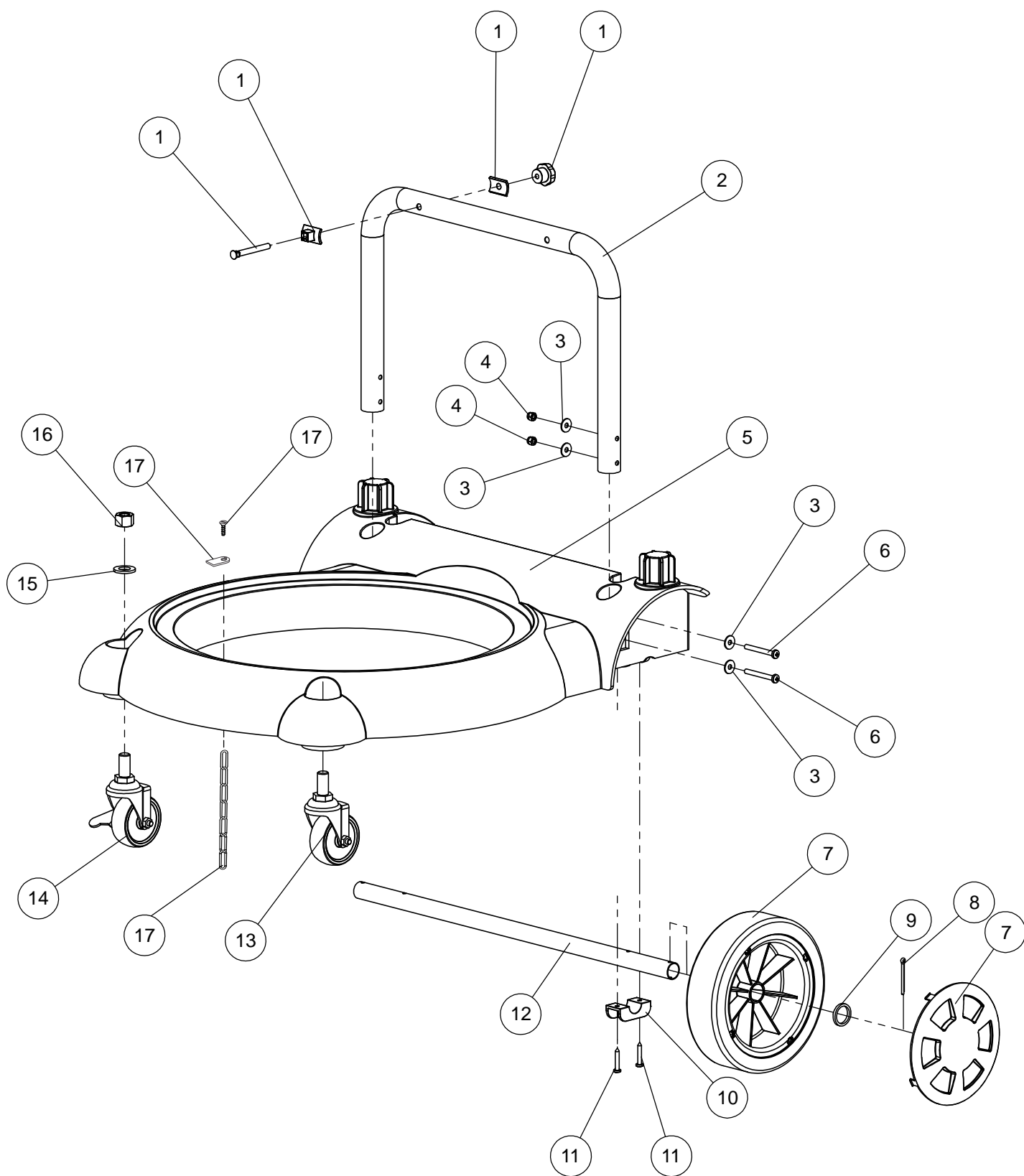
Nº do Item	Código	Descrição	Qtde.	Desenho
21	20011917	CJ BOIA T. INOX DUO	1	
22	20011918	GAIOLA DA BOIA T. INOX DUO	1	
23	20011919	FILTRO ESPUMA T. INOX DUO	1	
24	20011920	SUPTE FILTRO ESPUMA CPL (T. INOX DUO)	1	
25	20011921	FILTRO PERMANENTE T. INOX DUO	1	


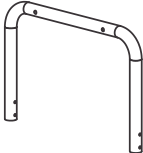

















Nº do Item	Código	Descrição	Qtde.	Desenho
1	20011922	CJ ALAVANCA T. INOX DUO	1	
2	20011923	CJ PORTA ACESSÓRIOS T. INOX DUO	1	
3	20011924	CJ ALÇA PARA TOMBAR T. INOX DUO	1	
5	20011925	CJ FIXAÇÃO DA ALAVANCA T. INOX DUO	2	
6	20011926	CJ MANGUEIRA DE ESGOTAMENTO C/ BOCAL CPL T. INOX DUO	1	
7	20011927	SUPTE MANG. DE ESGOTAMENTO T. INOX DUO	1	
8	20011740	PARF PP 4x10mm CP-FC ZN	1	
9	20011928	FECHO RÁPIDO DE AÇO T. INOX DUO	2	
10	11253001	PARF PP 4x25 CP-FC ZN	4	

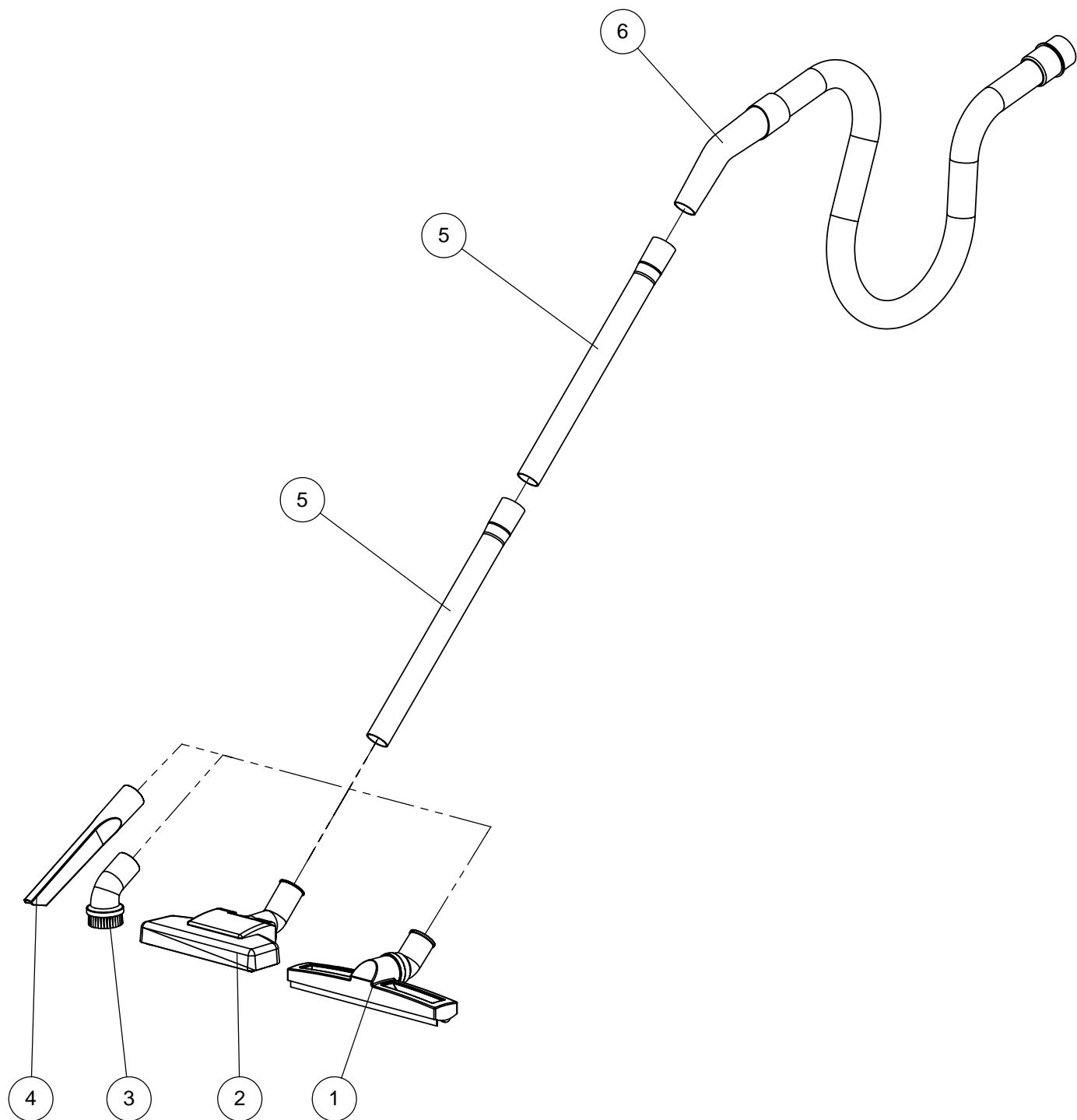


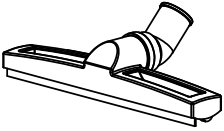
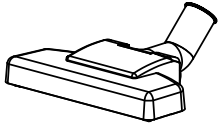


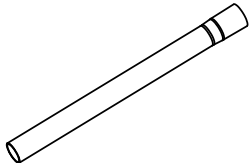
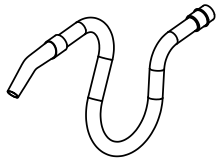
Nº do Item	Código	Descrição	Qtde.	Desenho
12	20011929	CJ BOCAL T. INOX DUO	1	
13	20011930	RECIPIENTE INOX (C/ FECHO RÁPIDO) T. INOX DUO	1	
14	20011931	LUVA ALAVANCA T. INOX DUO	2	
15	20011932	TAMPÃO ALAVANCA T. INOX DUO	4	
16	20011933	PARF PP 4x14mm CP-FC NZ	4	

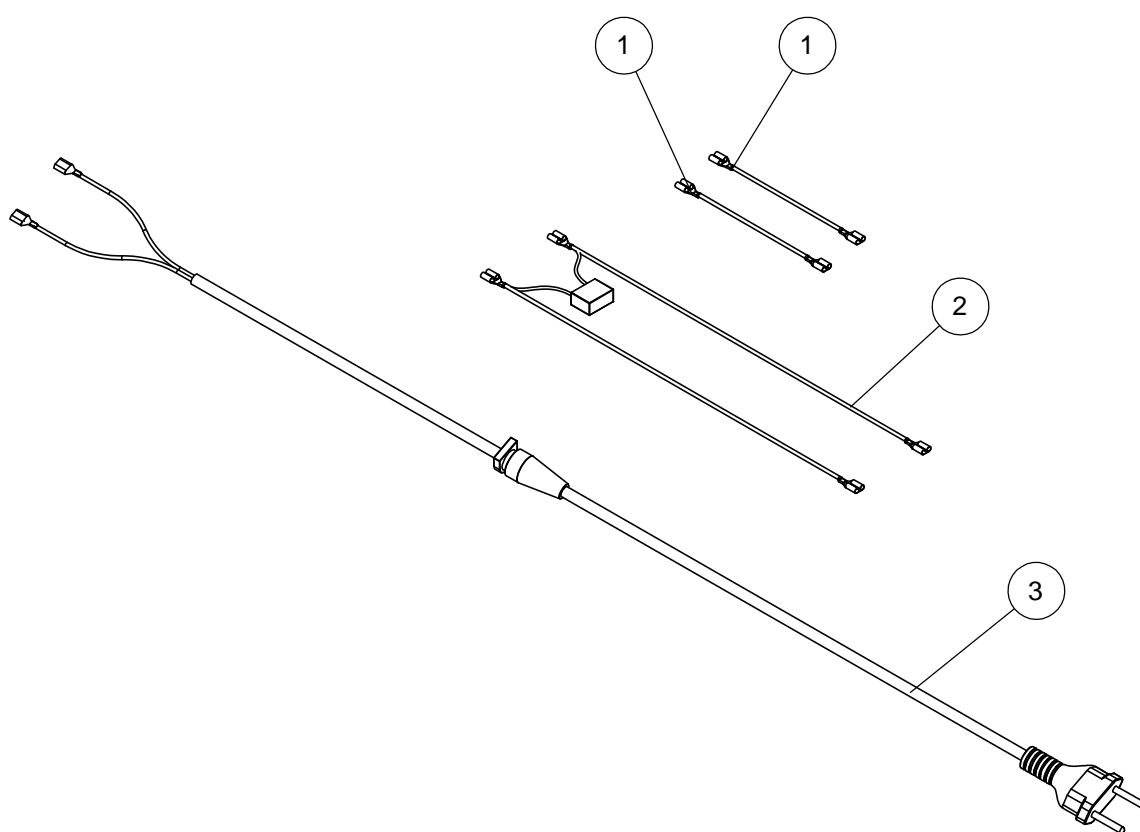


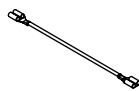
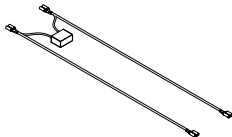
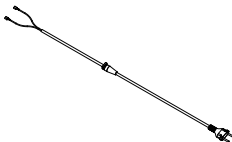
Nº do Item	Código	Descrição	Qtde.	Desenho
1	20011934	CJ FIXAÇÃO RECIP./CHASSI T. INOX DUO	2	
2	20011935	EIXO FIXAÇÃO T. INOX DUO	1	
3	Fw000449	ARR LISA 5mm	8	
4	70007053	PORC SEXT M5 AUTOTRAVANTE	4	
5	20011937	BASE CHASSI T. INOX DUO	1	
6	18098210	PARF M5X50 CP-FC	4	
7	20011938	RODA T. INOX DUO	2	
8	20011939	CONTRA PINO AÇO 2x31mm ZN	2	
9	20011940	ANEL PVC 18,7x3,5x2,9	2	
10	20011941	SUPT EIXO T. INOX DUO	2	

Nº do Item	Código	Descrição	Qtde.	Desenho
11	16861000	PARF PP 4x20mm CP-FC ZN	4	
12	20011942	EIXO 18x490mm T. INOX DUO	1	
13	20011943	RODÍZIO T. INOX DUO	1	
14	20011944	RODÍZIO C/ TRAVA T. INOX DUO	1	
15	20011945	ARR LISA 12mm ZN	4	
16	20011946	PORC SEXT M12 ZN	4	
17	20011947	CJ ATERRAMENTO ELETRICIDADE ESTÁTICA T. INOX DUO	1	



Nº do Item	Código	Descrição	Qtde.	Desenho
1	20011948	BICO RODO T. INOX DUO	1	
2	20011949	BICO MULTIPLO T. INOX DUO	1	
3	20011950	BICO ESCOVA T. INOX DUO	1	
4	20011951	BICO CANTO T. INOX DUO	1	
5	20011952	EXTENSÃO RETA T INOX DUO	2	
6	20011953	MANGUEIRA SUCÇÃO 48mm CPL 3,5M	1	



Nº do Item	Código	Descrição	Qtde.	Desenho
1	20011954	CHICOTE INTERRUPTORES T. INOX DUO	2	
2	20011955	CHICOTE MOTOR/INTERRUPTOR T. INOX DUO	1	
3	20011936	CABO ELÉTRICO 2x1,0mm <sup>2</sup> 5,5m	1	





Fresnomaq Indústria de Máquinas S/A  
Tel.: (41) 2102 0300 - Fax: 2102 0334  
Rua Francisco Dal Negro, 3400, São José dos Pinhais, Pr, Brasil  
[www.wap.ind.br](http://www.wap.ind.br) - [wap@wap.ind.br](mailto:wap@wap.ind.br)